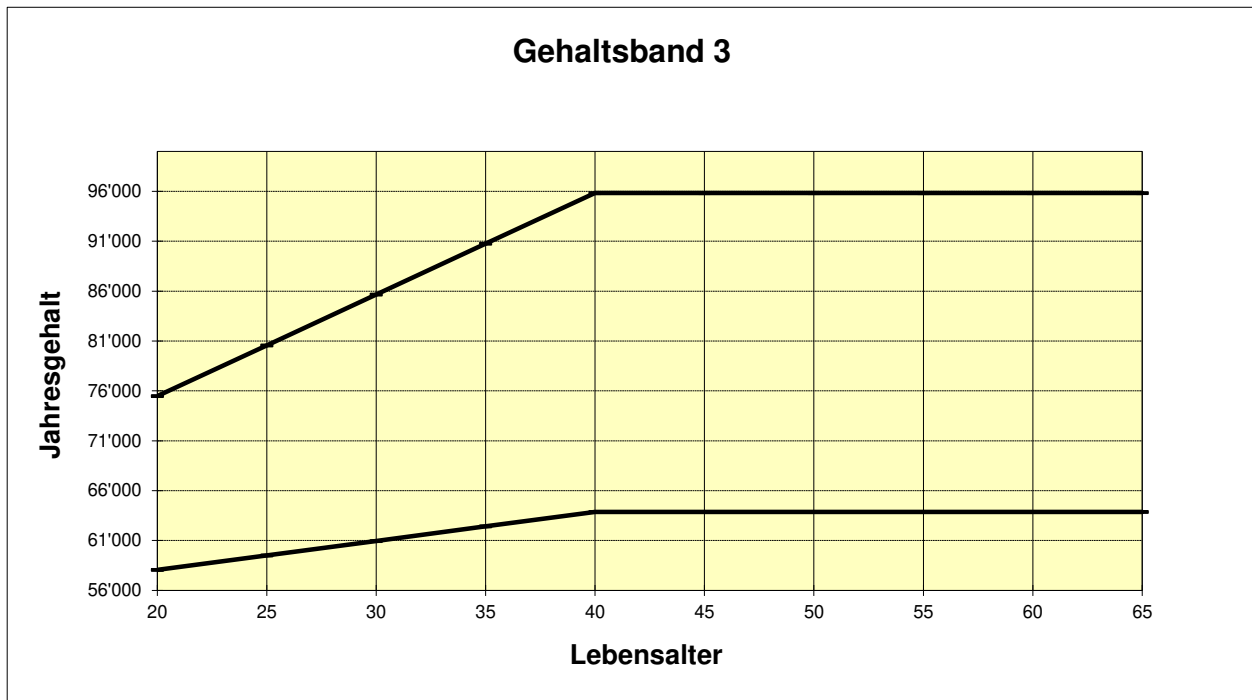
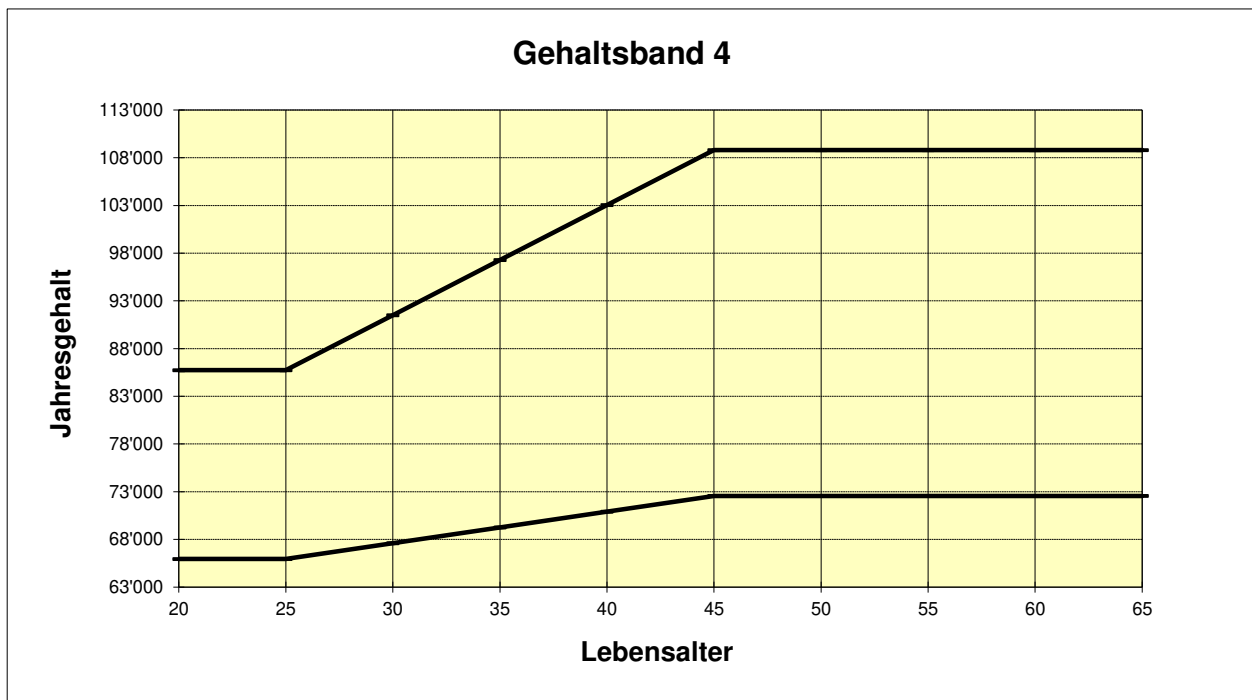


01.01.2026

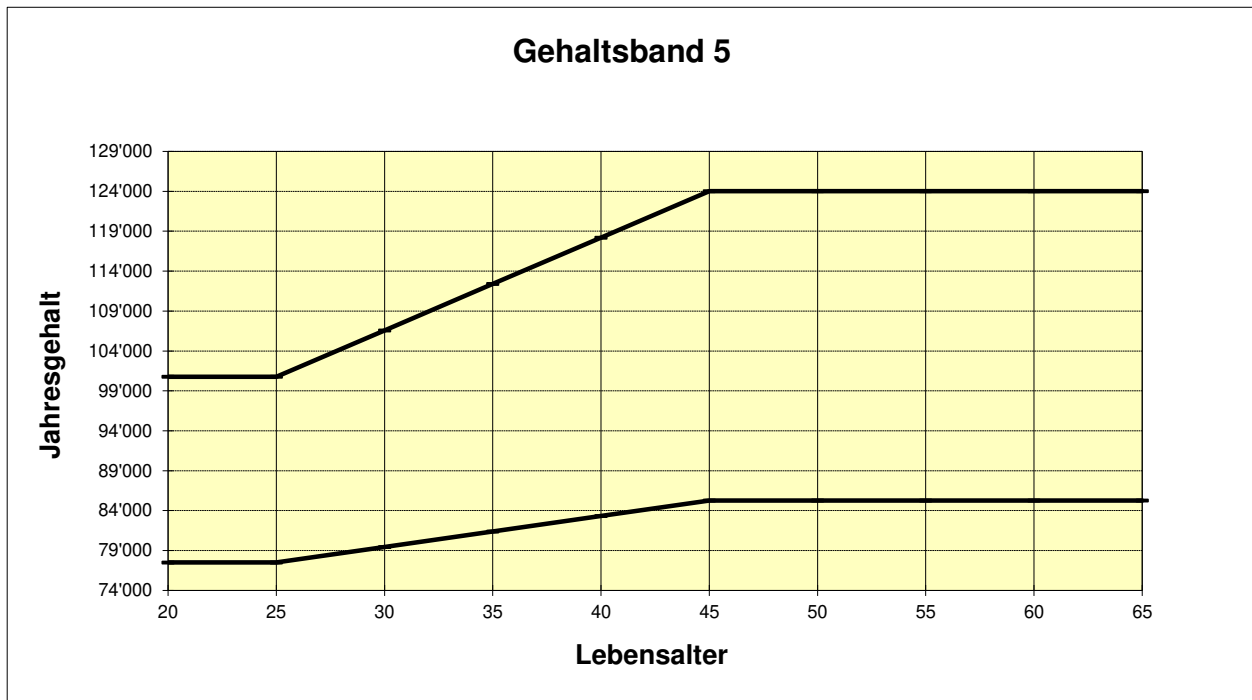


Lebensalter	20	25	30	35	40	45	50	55	60	65
Obere Grenze	75'485	80'574	85'661	90'750	95'837	95'837	95'837	95'837	95'837	95'837
Untere Grenze	58'065	59'516	60'968	62'419	63'870	63'870	63'870	63'870	63'870	63'870

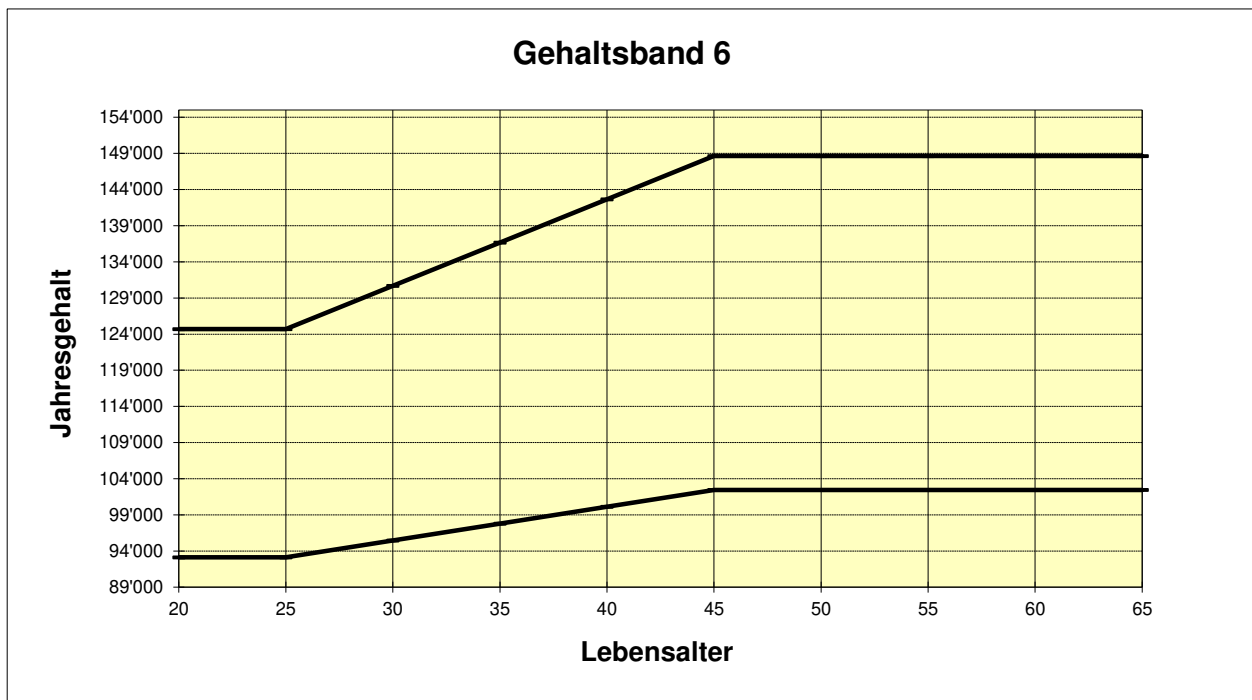


Lebensalter	20	25	30	35	40	45	50	55	60	65
Obere Grenze	85'744	85'744	91'509	97'273	103'038	108'802	108'802	108'802	108'802	108'802
Untere Grenze	65'957	65'957	67'606	69'256	70'904	72'553	72'553	72'553	72'553	72'553

01.01.2026

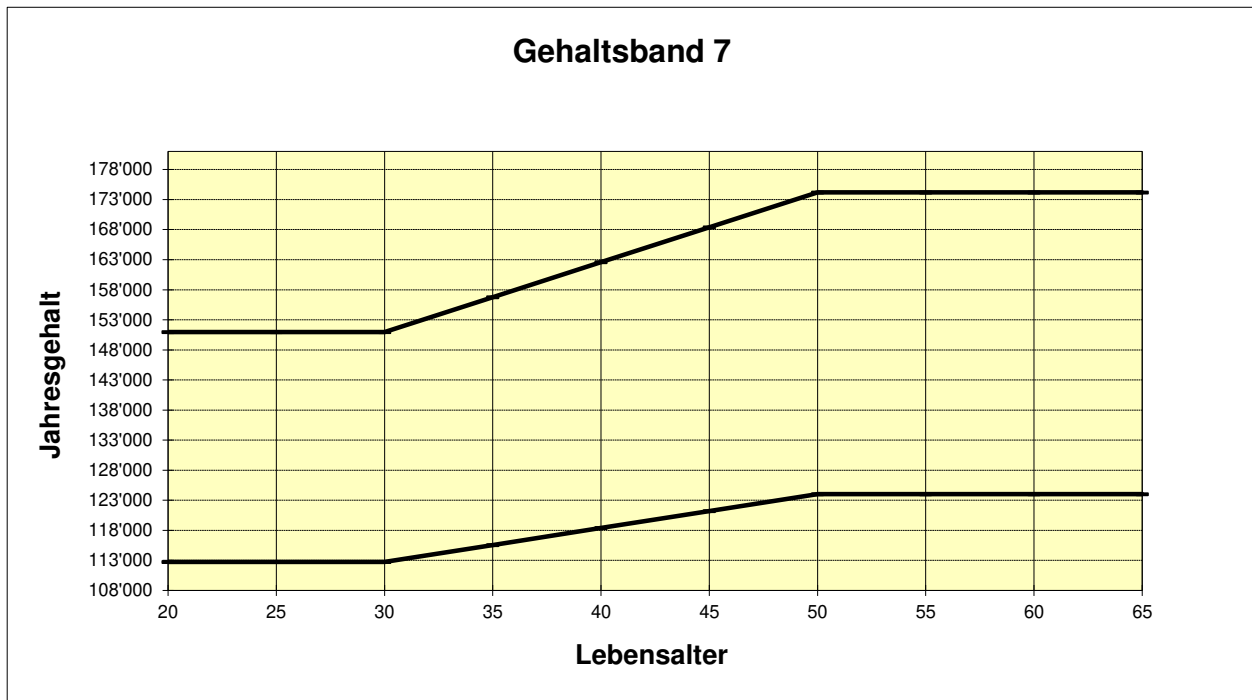


Lebensalter	20	25	30	35	40	45	50	55	60	65
Obere Grenze	100'768	100'768	106'581	112'395	118'208	124'022	124'022	124'022	124'022	124'022
Untere Grenze	77'512	77'512	79'451	81'389	83'327	85'265	85'265	85'265	85'265	85'265

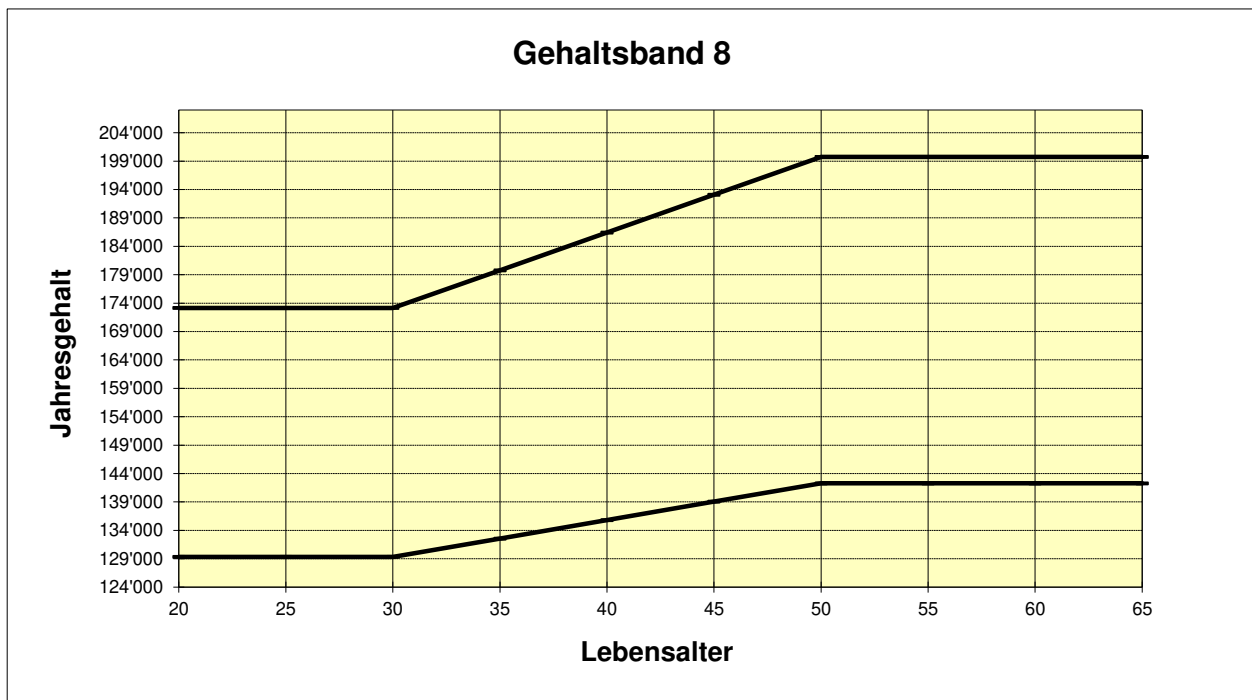


Lebensalter	20	25	30	35	40	45	50	55	60	65
Obere Grenze	124'698	124'698	130'684	136'670	142'657	148'644	148'644	148'644	148'644	148'644
Untere Grenze	93'130	93'130	95'458	97'786	100'113	102'441	102'441	102'441	102'441	102'441

01.01.2026



Lebensalter	20	25	30	35	40	45	50	55	60	65
Obere Grenze	150'966	150'966	150'966	156'772	162'579	168'385	174'192	174'192	174'192	174'192
Untere Grenze	112'748	112'748	112'748	115'567	118'385	121'204	124'022	124'022	124'022	124'022



Lebensalter	20	25	30	35	40	45	50	55	60	65
Obere Grenze	173'146	173'146	173'146	179'795	186'443	193'092	199'740	199'740	199'740	199'740
Untere Grenze	129'320	129'320	129'320	132'563	135'805	139'046	142'288	142'288	142'288	142'288

01.01.2026

Klasse	1	2	3	4	5	6	7	8
Obere Grenze	75541	84561	95837	108802	124022	148644	174192	199740
Untere Grenze	45776	51242	58065	65957	77512	93130	112748	129320
Bandbreite 2	29765	33319	37772	42845	46510	55514	61444	70420

01.01.2026

Gehaltsstruktur

